

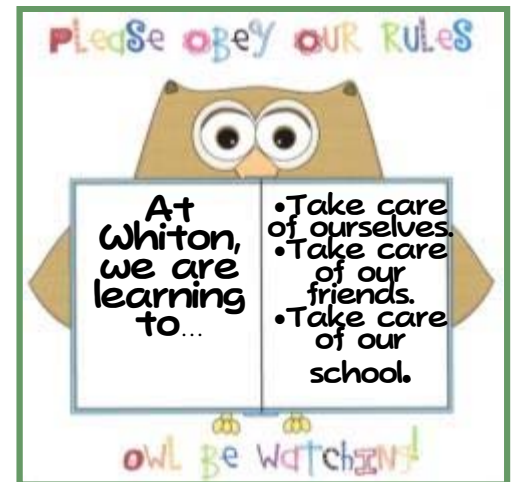


KEEP
CALM
AND
HOOT
ON

a WES me news



September 26, 2014



From the Desks of Ms. Gensel & Mrs. Shober

- Welcome Back to School! We've had a terrific opening to the 2014-15 school year and students have been learning a lot of new and exciting things!
- Dates to Remember:
 - 9/29 & 10/1 – Picture Day
 - 10/3 – Kick-Off for Week of Respect
 - 10/13 – School Closed
 - 10/14 – PTO Meeting
 - 10/17 – Pre-K and Kindergarten Harvest Hoe Down
- Parent Pick-Up Safety

- Please drive on the RIGHT side of the road
- Please be careful when pulling out of parking spaces, as children are small and cannot
- Children need to walk with their parents at all times



Week of Respect Kick-Off

The beginning of a new school year is the perfect time to highlight Whiton's commitment to a positive and inclusive school climate. From October 3-10, students will participate in a weeklong *Kick Off for Character* and from October 6-10 in New Jersey's statewide initiative, the *Week of Respect*. All classes will take part in a guidance and enrichment lesson that focuses on accepting differences and celebrating our commitment to a bully-free environment.

We look forward to a *TeRRiFiCC* year!

The colors to wear for the spirit days of the *Kick Off* are as follows:

Friday, October 3

Wear Blue for **T**rustworthiness



Monday, October 6

Wear Yellow for **R**espect



Tuesday, October 7

Wear Green for **R**esponsibility



Wednesday, October 8

Wear Orange for **F**airness



Thursday, October 9

Wear Purple for **C**itizenship



Friday, October 10

Red for **C**aring



From the Teachers' Desks

■ Ms. Gesualdo

During the month of September, the speech therapists will be busy getting to know their speech students and their current goals and objectives. The speech therapists at Whiton service students from preschool through third grade with Individualized Education Programs. We will be working on our speech sounds and overall language and communication skills throughout the school year. Some of the fun September activities include: "Back to School Bingo", "Apple Category Sorting", iPad Activities and games, "Apple Trouble", "Listening Larry at School" and much more! On behalf of Mrs. Weighart, Mrs. Koscielski and Mrs. Gesualdo, we wish all the children a happy and successful school year!

PS: Remember to ask open ended questions and praise all communication.



Happy News from Whiton Library!


- For students in grades 2 and 3, borrowing began Cycle 2, September 11 to 18. For Grade 1, first borrowing is Cycle 3, September 19 to 29 and K Cycle 4, September 30 to October 7. Students are being reminded to choose carefully.
- Please help your child have a safe place for Library materials when you/they are not using them. Borrowed items are due back at the next scheduled library class time. When there is no waiting list unfinished items often may be renewed.
- Our wish is for thoughtful reading at your home throughout the year.
 - Polly Carl, Whiton Librarian
 - Paula DePaolo, Whiton Library Media Assistant



Ms. Sydlowski and Ms. Cook's Class


- We had a great opening to the 2014 – 2015 school year. Students in Mrs. Sydlowski's class made notes as they thought about their reading and shared their reflection with partners.





From Mr. Boehm's Desk

- The season of Fall is bursting with colors in the Art Room! It is so great to be back to school for the 2014-2015 school year. Already, the students have begun creating new and exciting works of art! The preschoolers and Kindergartens are beginning the year by studying color. In preschool, we are learning our colors, with a special focus on the colors that we see in the fall. The Kindergarteners are studying the color wheel. We are learning how to mix primary colors to make secondary colors. We are using these colors to make our own creative masterpieces! A main focus in first grade is the study of texture. We are learning how to add different textures to paper. We will soon be creating our own tri-colored texture collages. We are especially excited to choose our three colors during the next art session! Color is also popping in second grade as we are studying Aboriginal Dot Paintings. We have learned about the history and origins of the dot paintings and learned how to find pattern and movement in art. We learned that color also played an important role in the paintings as they consists of various paint colors like yellow (the sun), brown (the soil), red (desert sand) and white (the clouds and the sky). While third grade might seem a little less dull, it's only because our first project has no color at all! We are learning about the ancient art form of Sumi-e. In Sumi-e, great works are achieved with only black ink and water. Using the black ink to achieve several variations of tones, we learn that powerful visual messages can be created with a single "color" in the form of different shades and tints. We have already begun practicing our Sumi-e bamboo paintings using real bamboo brushes! Our final projects will be complete in a few short weeks! Keep an eye out for our first round of projects to be hung in the main entrance of Whiton during the middle of October!





Greetings from Mrs. Baier's First Grade Class!

It's hard to believe that the season of autumn is upon us with the month of October just around the corner! September has been very busy in room B-14. In addition to launching our Literacy and Math curriculum, we have been focusing on being responsible classroom and school citizens. Students have been writing about responsibility, respect, staying really safe, and being ready to learn. Students filled out an application for acceptance into the "First Grade Experts Club." The application asked if the students met the "4Rs"-being responsible, respectful, ready to learn, and staying really safe in school. I'm sure it's no surprise that all students passed with flying colors and are now considered First Grade Experts! Each student received a certificate to prove they are a member of this important group! Students have been getting to know each other and working well together during class and at recess. The year is off to a great start!

Reading is Thinking in 3rd Grade

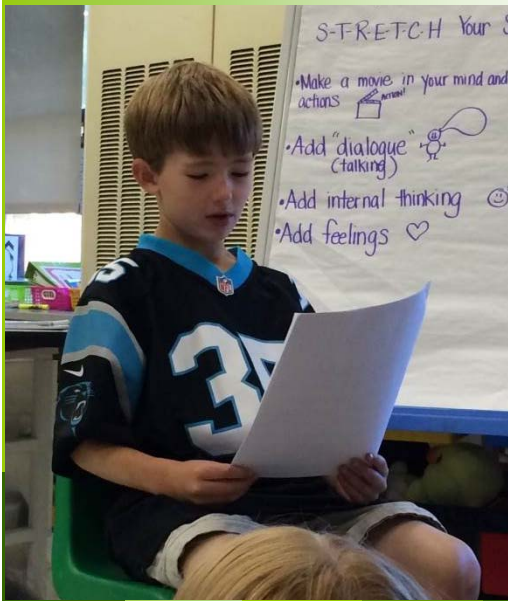
By Mr. Aliperti

We are learning how to use these reading strategies to help us become better readers in 3rd grade.


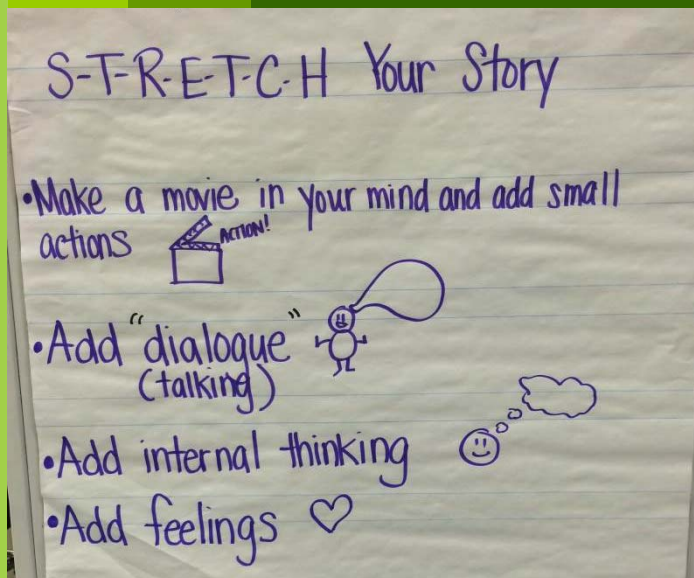
- ❑ **Monitoring Comprehension** (Do I understand what I'm reading?)
- ❑ **Questioning** (I can ask questions as I read.)
- ❑ **Visualizing** (I can create a mental image of what I'm reading.)
- ❑ **Making Inferences** (I use clues and what I know to make sense of my reading.)
- ❑ **Determining Importance** (I can determine important ideas from the text.)
- ❑ **Using Schema** (I can use everything I have stored in my head to help me understand the text.)
- ❑ **Summarize & Synthesize Text** (I can combine what I know with what I learned to create new meaning of what I read.)



Cashin's Campers



Students in Mrs. Cashin's class have been hard at work during Writer's Workshop. We are writing narratives, or small moments from our lives. We are excited to try out some new strategies to S-T-R-E-T-C-H our stories out. These strategies include adding small actions, dialogue, internal thinking, and feelings. At the end of Writer's Workshop, students get to share what they are working on in the author's chair. We all enjoy listening to each other's stories.





Mrs. Abey's Class

- Whiton's newest owlets in Mrs. Abey's class have been very busy learning about rules and routines in kindergarten. They reached for the stars as they launched into Reading and Writing Workshop. The class has been on a book adventures while learning how readers pick books to read. They look at the cover, title and flip through the pages to see if the book might interest them. During Writer's Workshop they have been learned that writers use special tools to write and investigating all of the ways writer's write like sign, lists, cards and that often writers use pictures to tell stories. Full day kindergarten is a very busy day. When surveyed as to their favorite part of their day the survey of course showed it was playing on the playground. Exploration time came in second. The class has been enjoying learning about sand and water as they discover what lives in the ocean. They have investigated a giant starfish using their senses and various shells with magnifying glasses wondering just who may have made it their home. Stay tuned to learn more about their underwater adventures!



Mrs. Hoffman

School Nurse

- The Multi-Sensory Garden, located in the courtyard near the cafeteria, is now being used to teach the five senses. Boys and girls can learn about the senses of sight, smell, taste, hearing, and touch as their teacher takes their lesson to the “outside-inside” room. The flowers, butterflies and birds bring color to the garden. There are sweet herbs to smell and chimes that tinkle in the wind. The lamb’s ear leaves are soft and the purple coneflower’s seed heads are rough. Some classes may even make mint tea!

